

ARIENS|CO

NEW
MOW
ING 26
SEASON

AS
MOTOR

AriensCo GmbH | Ellwanger Straße 15 | 74424 Bühlertann | Germany | www.as-motor.com

THE NEW **HIGH GRASS MOWERS**

AS 990 TAHR RC

Faster, steep mowing... without turning!
The new remote-controlled high grass mower with caterpillar drive.

AS 920 E-SHERPA 2WD

The AS-Motor Sherpa goes electric. More powerful than the combustion version and with multi-use interchangeable batteries.

AS-MOTOR X-ACT TRACK

The new lane assistant takes over steering and turning for the driver. Higher area coverage and more comfort.

AS 990 TAHR RC: FASTER, STEEP MOWING... WITHOUT TURNING!



Remote-controlled RC mowers are currently the next technological step towards more efficient mowing of hard-to-reach and steep areas.

ADVANTAGES OF AN RC MOWER:

- **MORE COMFORT** - no dust, noise, vibrations...
- **MORE SAFETY** - operation from a safe distance
- **GREATER EFFICIENCY & MORE AREA COVERAGE**
- steeper mowing than ever before, considerable time savings in difficult terrain, less strain on the operator, higher employee motivation

AS 990 TAHR RC:
**MADE FOR HIGH GRASS AND
STEEP SLOPES.**
FROM THE HIGH GRASS SPECIALIST.
MADE IN GERMANY.

CLEAN MOWING – IN ALL DIRECTIONS:

Mow the way you want! No more time-consuming turning after each pass! The AS 990 TAHR RC knows no “forwards” or “backwards” when mowing. Its rotary mower deck, which is open on both sides, enables a clean cut in both directions of travel and the clippings are always deposited in the same pattern.

Its cutting power is impressive and corresponds to that of the well-known AS 940 SHERPA ride-on mower. The cross blade cuts and shreds grass and undergrowth up to 1.5 metres high at high speed. The large-area deposit of the mowed material facilitates the rapid decomposition of the material.

ADVANTAGES:

- Same clean cutting finish forwards and backwards
- No need to turn at the end of a lane - this saves time
- Strong cutting power in dense grass and tall undergrowth
- Uniform grass placement
- Cutting height adjustment via remote control
- Provides a visually appealing, clean-cut finish even on lawn-like surfaces

**DRIVE FASTER – WITHOUT TURNING ROUND:**

The handling characteristics of the AS 990 TAHR RC will amaze you! Thanks to the combination of even weight distribution over the full length of the crawler tracks and the maximum support width of the drive tracks, the AS TAHR is easy and good-natured to drive. Its handling and low centre of gravity in the middle of the machine enable precise driving in shift lines and on slopes. **The AS 990 TAHR RC offers maximum possible traction both uphill and downhill and across slopes.** Only its external tracks touch the ground, no skids or mower components.

ADVANTAGES:

- Driving and mowing in both directions
- Zero-turn capability - turning on the spot
- Full contact of the tracks for maximum traction
- Rarely necessary turning protects the soil and sward
- Low floor pressure, 0.13 kg/cm²
- Low overall height of only 70-80 cm enables mowing under obstacles



Illustration shows optional equipment

**SIMPLE AND ROBUST – TYPICAL AS-MOTOR****Good machines must be simply designed!**

We think hard so you don't have to. In the search for the best possible solution to a mowing task, we always adhere to our highest premises in the design: Robustness and simplicity. Complexity and vulnerability must be avoided right from the design stage. The essential elements of the AS 990 TAHR RC fulfil these requirements without compromise.

The objective is always: durability, low susceptibility to faults, simple maintenance, favourable upkeep and uncomplicated repair.

ADVANTAGES:

- Solid, double 4-edged tubular steel frame
- Track belts with maximum wrap and guidance
- Quick track tension system with indicator
- Proven and reliable: Hydrostats and engine from industrial large-scale production
- Cross blade system of the AS-SHERPA, proven a thousand times over
- Robust belt drive for blade and drive
- Simple electrics
- Intuitive remote control

Intuitive and precise control. Mow straight lines with ease and turn on the spot when needed.





OPERATION AND MAINTENANCE – IT HAS TO PAY OFF

Shooting sparrows with cannons? That makes no sense. You don't need a heavy, oversized iron monster to mow tall grass and undergrowth on slopes quickly and efficiently. Simply dispense of hybrid power generators, hydraulic hoses, oil coolers and electronic gadgets. **Concentrate on the essentials:** Area coverage thanks to cutting power and high mowing speed, full slope capability up to 50°, compact dimensions, low weight and a sensible cutting width for most jobs, in daily use. **An economical purchase price, manageable maintenance and easy transport come as standard with the AS 990 TAHR RC.**

ADVANTAGES:

- Economical purchase price
- Few and relatively inexpensive wear parts - blade bar, two swing blades, belt
- Low labour time for maintenance
- High mowing speed and area coverage - max. 4,500 m²/hour.
- Low consumption: approx. 4.5 litres of petrol per hour, under high load
- Versatile use: Suitable for tall grass, undergrowth as well as lawn-like areas
- Compact dimensions for easy transport, even in a lorry or van
- Lightweight 482 kg



Illustration shows optional equipment

MOWING SAFELY AND PROTECTING THE USER

Anyone who has ever mowed themselves can confirm it: mowing steep slopes with high grass, thorns and brambles with brushcutters causes high physical strain.

Slipping on wet grass, stumbling over loose stones, thorns getting caught on your body and all this in extreme temperatures - this is by no means safe or easy working conditions. **Remote-controlled mowers promote accident-free operation and save the user from high physical strain.**

At the same time, an RC mower increases the area coverage many times over. With a powerful RCmower, you will gain time for other activities, spare your employees and motivate them.

ADVANTAGES:

- Comprehensive dealer network in Europe
- Competent service via your AS-Motor dealer
- Fast and guaranteed spare parts supply from Germany
- 2-year warranty for commercial users, upon registration*
- Made in Germany. Since 1959.

EUROPE-WIDE SERVICE – WHO TAKES CARE OF IT?

It's good to know that you can rely on help for years to come. Our AS-MOTOR dealer network is on hand to provide you with help and advice. Made in Bühlertann, Germany, our AS 990 TAHR RC is available throughout Europe and in over 40 countries. Our licensed specialist dealers and importers take care of service and repairs and can guarantee you long-term availability of spare parts. **Test the performance in person and see whether our machines are the solution to your mowing problem.**

ADVANTAGES:

- Comprehensive dealer network in Europe
- Competent service via your AS-Motor dealer
- Fast and guaranteed spare parts supply from Germany
- 2-year warranty for commercial users, upon registration*
- Made in Germany. Since 1959.



MORE AREA PERFORMANCE – WHY IS THE NEW TAHR RC SO FAST?

The high area performance of the AS 990 TAHR RC is due to its cutting power and, above all, its handling characteristics:

INTUITIVE REMOTE CONTROL: Reduced to the essentials. Forwards / backwards, left / right and zero turn on the spot. When changing direction of travel, automatic left / right reversal of the control lever saves rethinking when steering.

PRECISE HANDLING: Exceptionally good-natured driving behaviour. Fast and precise control signals without oversteering. Easy driving in straight lines. Steep learning curve - employees become proficient users in a very short time.

MOWING WITHOUT TURNING: The AS 990 TAHR RC mows equally well in all directions. A major advantage on complex areas.

LOW RISK OF GETTING STUCK: Even weight distribution over the entire surface of the tracks, no ground contact with other components.

90° SLOPE ANGLE: Protruding crawler tracks make it possible to approach a steep slope at any angle.




INTUITIVE REMOTE CONTROL

Reduced to the essentials and ultra-precise. With LED display of cutting heights, angles and status.



TRACK TENSION INDICATOR

See at a glance whether the belts are correctly tensioned. If necessary, simply retighten with a ratchet.



CROSS BLADE SYSTEM

Two pendulum blades cut the vegetation and an overlying blade bar recuts and clears the mowing deck. With stainless steel mulching baffle.



DELTA CRAWLER CHASSIS

The asymmetrical crawler chassis ensures maximum wrap around the sprockets. Important to prevent the tracks from jumping off.



TRIPLE EJECTION PROTECTION

Movable flaps and a double curtain protect the surroundings from thrown objects.



FOLDING COVER

The engine cover can be opened in seconds and brought into a vertical position for easy access to all units.



BRIGHT LED HEADLIGHTS

Four optional LED headlights increase the visibility of the machine. Protected installation under the bonnet.



DIRECT SERVICE POINTS

Tool-free, quick check of the oil level and air filter.



LASHING AND LIFTING POINTS

Solid lashing points and a central lifting point for safe loading, transport and servicing

TECHNICAL SPECIFICATIONS** AS 990 TAHR RC

Mower type	Remote controlled rotary mower
Cutting width	90 cm
ENGINE	
Model	B&S Professional Series
Type of construction	vertical 4T, bi-cylinder,
Displacement	724 cm ³
Maximum power at 3.600 rpm	20.1 kW (27hp)
Rated power at 3.300 rpm	16.5 kW (22.4 hp)
Fuel tank	14 L
DRIVE	
Track drive	Hydrostatic transaxles
Track belts	Super Grip, 120 x 15 cm, steel inlay
Drive- and mowing speed forward	0 - 5 km/h
Drive- and mowing speed backward	0 - 5 km/h
Slope suitability	max. 50° (119 %)
Floor pressure	0.13 kg/cm ²
MOWER DECK	
Blade system	Cross blades
Blade	2 pendulum blade tips and solide blade bar
Cutting height	50 - 140 mm
Cutting height adjustment	5-step electric, remote controlled
Mowing direction	Vorward and backward
Blade drive	V-belt
Blade clutch	remote controlled, electromagnetic
REMOTE CONTROL	
Remote control	Professional remote control with LCD display for blade status, cutting height, incline and battery level. Range up to 300 m.
DIMENSIONS AND WEIGHT	
Length	152 cm
Width	131 cm
Height	72 - 80 cm, depending on cutting height
Weight	482 kg
SAFETY	
Operational safety	Automatic service and parking brake, triple ejection protection, visual signalling LED.
OTHER	
Max. area performance	4.500 m ² /h
Engine oil service intervals	every 80 hours
Service intervals hydrostatic oil	40/400/800... hours

* The current warranty conditions of AriensCo GmbH apply.

** Technical changes and errors excepted. Definitive details will not be available until the 2026 catalogue is published. No claims can be derived from illustrations and details.





TURNING DOING INTO
MONITORING

SIMPLY STAY ON TRACK. THE STEERING ASSISTANT **X-ACT TRACK** TAKES OVER.

Steering assistants and lane guidance systems have become established in agriculture and in almost every modern car. Once users have discovered automatic steering systems for themselves, nobody wants to do without them. Efficiency gain and ease of work are greater than expected.

THE ATTENTION OF THE USER. THE WEAKEST LINK IN AREA PERFORMANCE. **DWINDLING CONCENTRATION NOTICEABLY REDUCES THE AREA OUTPUT.**

RC remote-controlled machines offer considerable advantages in terms of comfort, safety and efficiency in difficult terrain. However, when working over large areas or for hours, remote control of a machine requires considerable attention and concentration from the operator. Tracking and overlapping of the cutting width becomes increasingly imprecise over time.

STEER AUTOMATICALLY WITHOUT THINKING MUCH. **BETTER MOWING RESULTS, HIGHER AREA COVERAGE AND LESS FATIGUE THANKS TO AUTOMATION.**

Save your concentration and skill for passages that are difficult to mow. For large areas with a simple or medium profile, the automatic steering system takes over the work of precise steering for you. The centimetre-precise RTK positioning enables cleanly mowed lines without loss of cutting width and unmown areas.

DEVELOPMENT PARTNERSHIP **BETWEEN TOPCON AND AS-MOTOR**

The automation of modern agriculture is in full swing. Sowing, spraying, tending and harvesting are already highly automated and are only monitored by the user. The Japanese company TOPCON is a global specialist in photo-optical systems, surveying and a pioneer in GPS technology. With 70 national companies and 5500 employees, TOPCON is a leading supplier of lane keeping and steering assistants in the agricultural and construction machinery industry.

After extensive market research and practical tests, we decided to work with TOPCON. These systems are already market-ready and in use in large numbers. Well-known references are available. Development, service and support are available worldwide.

STEERING ASSISTANCE SYSTEM **X-ACT TRACK** FOR AS 1000 OVIS EVO RC

FROM AUTOMATION TO AUTONOMY

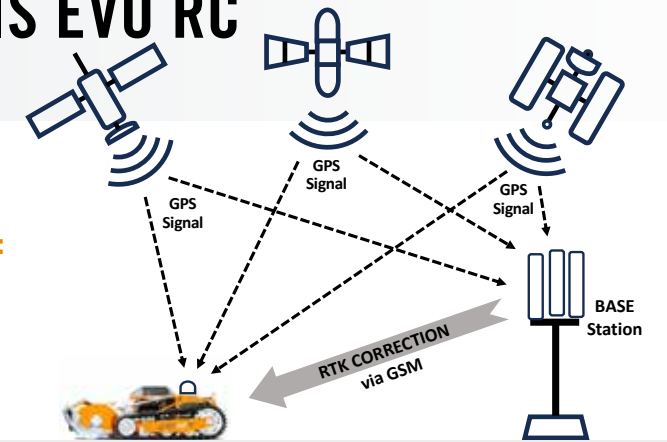
In the foreseeable future, fully autonomous vehicles will become established in road transport and agriculture, even if this will still take a few years. Until then, vehicles will be on the road with varying degrees of automation. With the help of its steering assistant, a lane-keeping system can precisely maintain a mowing path and turn automatically. The user must first determine the area boundaries and monitor the work continuously for safety reasons (Operator Presence Control / OPC).

AS-MOTOR
X-ACT TRACK
COMPONENTS

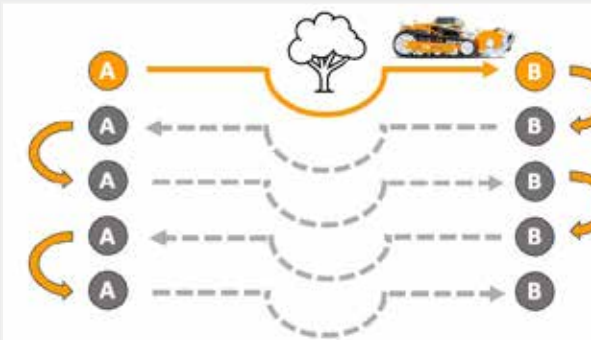
- LED touchscreen terminal for entering and selecting the parameters of the steering assistant
- GPS/GNSS receiver with integrated computer
- Mobile GSM Internet module with integrated SIM card

**CENTIMETRE-PRECISE NAVIGATION:**

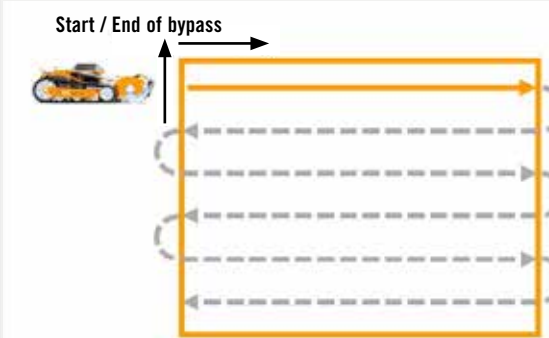
The inaccuracy of the GPS signal is corrected to a few centimetres using RTK correction data from fixed base stations.

**A-B LINE REPETITION:**

Points A and B are saved. The entire area is divided into parallel lines and mowed seamlessly. Turning is done manually. It does not matter which line is approached next. The mowing pattern is variable in design.

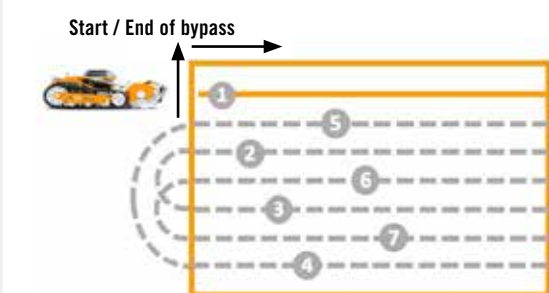
**A-B CURVE REPETITION:**

The travel distance between point A and B is saved. The travel pattern is repeated in parallel over the entire area. Turning is done manually. It does not matter which line is travelled to next. The mowing pattern is variable in design.

**AUTOMATIC MOWING OF A DETERMINED AREA:**

After driving around an area and the first line, the area is mowed automatically. The turning manoeuvre takes place automatically at the completed boundary line.

+ MEMORY FUNCTION: Save an area and your mowing pattern for the next mowing.

**AUTOMATIC MOWING ACCORDING TO PATTERNS:**

Several automatic programmes are available for the mowing pattern of a determined area. Larger turning radius protect the ground. The turning manoeuvre is performed automatically.

+ MEMORY FUNCTION: Save an area and your mowing pattern for the next mowing.



THE SHERPA GOES **ELECTRIC**

THE FIRST ELECTRIC HIGH GRASS RIDE-ON MOWER WITH INTERCHANGEABLE BATTERIES FOR MULTIPLE USE. NEW POSSIBILITIES FOR EMISSION-FREE, EXTENSIVE GREEN SPACE MAINTENANCE.

The new AS 920 **ESHERPA** 2WD is the first machine in a new generation of battery mowers. The latest battery technology is now finding its way into the high grass mowing of extensively road sides, parks and orchards.

PROFESSIONAL MOWING PERFORMANCE ABOVE THE LEVEL OF A COMBUSTION ENGINE:

- Higher blade force than the AS 920 SHERPA 2WD with combustion engine
- Higher area coverage due to higher mowing speed
- Extra high transfer speed when moving, 11 km/h max.
- Extremely powerful and efficient wheel drive with 600 Nm torque
- Differential lock for spinning drive wheels
- Double blade bearing
- Overload protection of the blade system

INNOVATIVE ENERGY AND CHARGING MANAGEMENT:

- Charge wherever you want thanks to the integrated 3.3 kW quick charger
- 0 - 100% charging in approx. 5 h
- Energy recovery during braking
- Compatible type 2 charging socket, suitable for any charging station
- Ideal for utilising self-generated solar power

TRIED AND TESTED HIGH-QUALITY COMPONENTS

- AS Sherpa tubular steel frame
- AS Sherpa identical, comfortable seating position with suspension seat
- Surfing AS Sherpa mower deck compensates for uneven ground
- AS Sherpa control lever with integrated parking brake and cruise control function
- Folding bar
- Track widening of the rear axle for increased tipping stability

VERSATILE INTERCHANGEABLE BATTERIES

- Multiple use of the four 56V quick-swap batteries with a total capacity of 16 kWh on the professional Ariens ZENITH E and ARROW E zero-turn mowers
- Many hours of mowing without interruption. Empty batteries can be swapped in seconds
- Mobile charging station allows charging of additional batteries outside of the machine

LOWER MAINTENANCE AND OPERATING COSTS

- Optimum, seasonal use and utilisation of cost-intensive batteries on other machines
- Utilisation of self-generated electricity
- Significantly lower maintenance costs compared to combustion engine models
- Maintenance-free wheel and blade drive
- Long service life of the rechargeable batteries
- Extended professional battery warranty of 3 years*

ENVIRONMENTALLY SUSTAINABLE AND USER-FRIENDLY

- 100% emission-free operation
- Significantly lower operating noise levels protect the environment and the driver
- Greatly reduced body vibrations for the driver
- Can be used in noise-sensitive environments
- Significantly reduced CO₂ footprint depending on the energy mix used
- Extended, seasonal usability of the interchangeable batteries on additional Ariens machines

**COMPACT ARGUMENTS:
THE NEW
AS 920 SHERPA ELECTRIC**

- Higher mowing performance than the combustion models
- Multi-use swappable batteries
- Emission-free operation
- Lower maintenance and operating costs than a petrol model
- High CO₂ savings potential when using green electricity
- Full compatibility with all charging stations





EFFICIENT STRENGTH AND ENDURANCE

The electric drive and blade drive are highly efficient and enable very high area coverage.



56V INTERCHANGEABLE BATTERIES

4 x 4 kWh total capacity. Compatible with commercial Ariens Zero-Turn mowers. Can be used during an entire mowing season. Not just for high grass mowing.



CHARGE WHERE THERE IS ELECTRICITY

You can charge at any charging station, at any socket or at your own PV station. The integrated type 2 charging socket. Charging time: 0 - 100% in approx. 5 h.



FULL CONTROL WHEN DRIVING

We didn't have to improve anything on the control lever of the well-known AS SHERPAS. We have simply adopted it. Exception: Select one of two speed ranges.



EVERYTHING IN VIEW

The integrated LED interface informs you precisely about the charge status and capacity of each battery.



NEVER DRIVE DRY AGAIN

The most important thing at the end. The new AS 920 E-Sherpa finally has an integrated cup holder. Unfortunately without cooling.



MULTI-USE BATTERIES

The swappable batteries of the AS 920 E-Sherpa 2WD are compatible with the professional zero-turn mowers ZENITH E and ARROW E from Ariens.



NO MORE EMPTY MOBILE PHONES

Mobile devices can be charged on the integrated USB charging socket.

TECHNICAL SPECIFICATIONS** AS 920 E-SHERPA 2WD

Field of application	Battery-powered high grass ride-on mower with interchangeable battery system for annual growth.
Batteries	Ariens FusionCore Li-Ion 4 x 4.03 kWh, 16,128 Wh, 288 Ah total capacity, QuickSwap-system.
Battery compatibility	Compatible with Ariens ZENITH E Zero-Turn and Ariens ARROW E Stand-On Zero-Turn.
Nominal voltage	56 Volt
Charger	Integrated, 3.3 kW, charging time 0 - 100% in approx. 5h
Charging socket	Integrated, type 2, compatible with car standard
230V charging	via adapter cable
Wheel drive	Fully integrated, electric rear axle with integrated, mechanical differential lock 3.3 kW max., 600 Nm Cruise control function, integrated parking brake.
Blade drive	Brushless electric motor, 13 kW peak
Speed forwards	Two-stage: 0 - 7 km/h, 0 - 11 km/h
Speed backwards	0 - 3 km/h
Area coverage max.	6.300 - 9.900 m ²
Turning circle	approx. 0.6 m
Blade system	AS Sherpa cross blade system, closed and surfing mower deck with rear discharge. Mechanical overload protection of the blade drive.
Cutting height	50 - 120 mm, 7-step
Front wheels	15x5.00-6, tubeless
Rear wheels	18x9.50-8, tubeless Rear track width like Sherpa XL
Comfort	USB charging socket, cup holder
Dimensions L / W / H	191 cm / 100 cm / 152 cm
Weight	approx. 350 kg, with batteries

* The current warranty conditions of AriensCo GmbH apply.

** Technical changes and errors excepted. Definitive details will not be available until the 2026 catalogue is published. No claims can be derived from illustrations and details.

